



New Datsun 180B GL, Deluxe and SSS



Datsun 180 B



GL stands for Grand Luxury and that's exactly what Datsun give you with this model. In recent years Datsun have become famous for all their "built-in extras" and the GL offers even more.


The first feature that strikes you from the exterior is the vinyl roof that complements any colour scheme; then there's the white-ribbon tyres and chromed exhaust extension. Inside there's much more — a solid state push-button radio mounted in a wood grained dash and instrument panel; reclining high-back seats upholstered in a thick padding that really hugs you; thick cut-pile wall-to-wall carpet, colour keyed to match the trim.

The Datsun 180B GL is already fully dressed up and complete in every detail — there's no need to add options.

Available with 4-on-the-floor manual or 3-speed T-bar automatic transmission.



Datsun 180 B Deluxe



The Datsun 180B has proved to be one of the most successful cars ever introduced to Australia — for one very good reason — value for money.

The value starts with performance. An 1800cc engine, O.H.C., alloy wedge head, producing 105 bhp. Twin barrel carburettor. Brilliantly engineered to give you ample reserves of passing power, high speed efficiency and lightning acceleration. There's power-assisted disc brakes and 4-wheel independent suspension — all the proven Datsun performance features still unmatched by any other car in this class.

There's value in the overall design of the 180B Deluxe because there's extra room everywhere you need it. More room for luxuriously upholstered high-back reclining seats. More room for a wide passenger parcel tray. More room for long legs on a fully carpeted floor. More room for wide opening doors with luxury trim, recessed door handles and thief proof locks.

More room for luggage in the big-capacity boot.

Most important of all, there's value in the unique safety features of the Datsun 180B Deluxe. A rigid passenger compartment and a controlled collapse rate of front and rear panels protects the occupants. Fully padded interior, break-away mirrors and collapsible steering column. N.P. valve fitted to front disc brakes prevents wheel lock skidding and virtually eliminates braking sway.

The Datsun 180B Deluxe really proves its value with the list of standard equipment: Individual high-back fully reclining bucket seats, heater/demister with 3-speed fan and air mixing controls, flow-through ventilation, 2-speed wipers, electric windscreen washers, reversing lights, steering lock, electric clock, cigarette lighter, lockable petrol cap, parcel tray, boot light, full wheel covers.

Available with 4-on-the-floor manual or 3-speed T-bar automatic transmission.



Datsun 180 B SSS Hardtop

A spectacular breed of car for a special breed of man

A potent breed of car for the man who respects power. A pampering breed of car for the man who knows true luxury.

Bred from all the famous Datsun ingredients for real grand touring and improved with new levels of technological prowess.

The refinements of the 180B SSS are designed to reward the man who respects his car. They're designed for the true individualist rather than the man who just wants to be different. Refinements that range from small things like a tachometer, green-glow control knobs, to the reclining bucket seats, electric rear window demister, and wood grain split level dash and console.

For the man who appreciates a real "driver's car" there is a layout of instruments that would make a pilot feel at home. Big non-glare meters are set in a black padded panel.

Feeding the 1800cc O.H.C. engine are twin carburetors. There's power-assisted disc brakes

with N.P. sequencing and proportioning valve to rein in surely and safely.

The standard equipment on the 180B SSS is spectacular in itself:

Push-button radio, laminated windscreen, carpets, reclining bucket seats with lateral support, impact absorbing body sections, illuminated cigarette lighter and ash tray, full width parcel tray, lockable glove box, radial ply tyres, child-proof and thief-proof door locks, reversing lights, electric windscreen washers, boot light, three speed heater demister.

The Datsun 180B Hardtop SSS is already fully dressed up — there's no need for options.





Datsun 180B SSS Hardtop

Specifications

ENGINE

Type: Single overhead camshaft, cast-iron block, alloy wedge head, 5 main bearing, water cooled, 4 cycle, in-line 4 cylinder.
Dimensions: Bore: 3.35 in. (85 mm), stroke: 3.07 in. (78 mm), displacement: 107.97 cu. in. (1770 cc).

Compression Ratio: 8.5 : 1

Maximum Power: Sedan—105 b.h.p. at 6,000 r.p.m.

SSS—110 b.h.p. at 6,000 r.p.m.

Maximum Torque: Sedan—108.5 ft.lbs. (15 kg/m) at 3,600 r.p.m.

SSS—108.5 ft.lbs. at 4,000 r.p.m.

FUEL SYSTEM

Carburettor: Sedan—Nikki twin-barrel downdraught.

SSS—Hitachi twin sidedraught.

Fuel Pump: Mechanical.

Air Cleaner: Paper element.

Exhaust System: Free-flow semi-extractor.

Choke: Manual control

Tank Capacity: 12.13 imp. gallons (55 litres).

COOLING SYSTEM

Pressurized radiator, belt-driven fully-shrouded fan, centrifugal water pump, wax-pellet thermostat. 6 litre capacity.

ELECTRICAL SYSTEM

Sedan—12 volt, 61 amp. hour battery. 40 amp. alternator.

SSS—12 volt, 50 amp. hour battery. 40 amp. alternator.

TRANSMISSION—MANUAL

4 forward speeds all synchromesh, 1 reverse.

Floor-mounted gearshift.

Ratios (:1): 1st—3.382, 2nd—2.013, 3rd—1.312, 4th—1.000, reverse—3.362.

—AUTOMATIC

3 forward speeds, 1 reverse. Floor console-mounted T-bar selector.

Sedan ratios (:1): 1st—2.393, 2nd—1.450, 3rd—1.000, reverse—2.094.

SSS ratios (:1): 1st—2.458, 2nd—1.458, 3rd—1.000, reverse—2.182.

—FINAL DRIVE

Solid-mounted straight bevel pinion differential, driving through universally jointed twin roller-bearing splined halfshafts to rear wheels.

Ratio (:1) 3.700.

BRAKES

6 inch (152 mm) Master Vac. Power-assisted hydraulic system, operating through twin tandem master cylinders and separate front & rear circuits. System incorporates a front-to-rear brake pressure sequencing & proportioning valve.

Front: Discs, 9.1 in. (232.0 mm) diameter.

Rear: Drum, 9.0 in. (228.6 mm) dia.

Parking Brake: Mechanically operated on rear wheels.

STEERING

Recirculating ball type, with collapsible column and built-in lock.

Ratio: 15.0 : 1

Turns lock to lock: 3.3

Turning Circle: 32.2 ft. (9.8m).

SUSPENSION

Front: Independent with coil springs, McPherson struts, double-acting telescopic shock dampers, tension rods, stabiliser bar.

Rear: Independent with coil springs, semi-trailing A-arms, double-acting telescopic shock dampers. (Nitrogen gas and oil type for SSS only.)

WHEELS AND TYRES

Steel disc wheels with double-sided safety rims.

Sedan tyres—6.45 x 13 x 4 ply tubeless.

SSS tyres—165 SR x 13 tubeless radials.

INSTRUMENTATION

Speedometer with total and trip kilometre odometers, fuel gauge, water temperature gauge, oil pressure and battery charge warning lights, high beam, parking brake and turning indicator lights.

MAINTENANCE

Lubrication & oil changes every 3,000 miles (5000 km).

DIMENSIONS—EXTERIOR

Length: 13 ft. 9.9 in. (4215 mm)

Width: 5 ft. 3.0 in. (1600 mm)

Height:

Sedan—4 ft. 7.3 in. (1405 mm)

SSS—4 ft. 6.5 in. (1385 mm)

Wheelbase: 8 ft. 2.4 in. (2500 mm)

Track—Front: 51.6 in. (1310 mm)

—Rear: 52.0 in. (1320 mm)

Minimum Ground Clearance:

7.3 in (185 mm)

Weight: Sedan Manual—19 cwt.

77 lbs. (1000 kg)

Sedan Automatic—

19 cwt. 110 lbs. (1015 kg)

SSS Manual—20 cwt.

20 lbs. (1025 kg)

SSS Automatic—20 cwt.

53 lbs. (1040 kg)

STANDARD EQUIPMENT

Rigid passenger compartment. Controlled collapse-rate front & rear body sections. Steel-ball type collapsible steering column. Separate circuits for front & rear brakes. Power-assisted front disc brakes. Brake-pressure sequencing & proportioning valve. Rear-mounted fuel tank, fully enclosed within bodywork. Four headlights. Large front wrap-around indicator lights visible from the side. 4-way hazard flashers. Zone toughened windscreen—Sedan. Laminated windscreen—SSS. Anti-burst door locks. Flush fitting interior and exterior doorhandles. Impact-absorbing sun-visors & dash panel. Driver-oriented dashboard & controls. Non-reflective recessed instruments. Breakaway interior rear vision mirror. 3-point lap-sash seat belts. Positive crankcase ventilation. Anti-pollution carburettor.

Safety & Equipment

Individual fully-reclining front seats with lateral support. Sedan has built-in head restraints. SSS has adjustable head restraints. Heater-demister with 3-speed fan-boost incorporating air-mixing controls. Omni-directional flow-through ventilation system specially ducted to minimize noise. Two-speed windscreen

wipers. Electric windscreen washers. Fully independent suspension all round. Reversing lights. Large exterior rear vision mirror.

Fully carpeted interior. Steering column lock. Electric clock in Sedan. Tachometer in SSS. Cigarette lighter. Dashboard coin pocket. Lockable petrol-filler cap.

Two-phase engine vibration damping. Passenger parcel tray. Luggage compartment light. Full wheel covers.

GL EQUIPMENT

Vinyl roof. Radio with separate speaker. Luxurious upholstery & interior trim. Cut-pile interior carpeting. Chromed exhaust extension. Rear mounted GL badge. Whitewall tyres.

SSS EQUIPMENT

Anti-lift windscreen wipers with 3-speeds including 10 second intermittent sweep. Disc-twist interior door locks. Simulated wood dash panels, steering wheel rim, manual gear shift knob. Day/night interior rear vision mirror. Full width parcel tray. Tilt action front seat cushion with cloth insert upholstery. Illuminated recess for cigarette lighter and dash-mounted ash tray. Luminous knobs for light and wiper switches. Electric rear window demister. Lockable glove box. Centre console with wood-grained finish.



REAR SUSPENSION