



PSYCHIC RESEARCH NEWSLETTER

11

VOL. 3 NO. 1 JAN.-FEB. 1986

RECORDS ARE WRITTEN IN STONE

Down through the ages monuments have been erected and inscribed by man with various patterns of design and decoration. In this article we will discuss a deeper meaning to these stone structures.

Let us now think of them as a means of communication, of information from past minds. These may also be devices for amplifying weak energy fields that are contained in the soil, caused by movement of subterranean bodies of water and the accumulation of various mineral elements. These subterranean forces have been given the name LEY LINES. The location and direction of these lines of force may be detected with the use of a pendulum held in one's hand or pairs of dowsing rods. Moving subterranean fields, when crossing in a positive direction give amplified signals at the crossover point when crossed in opposing or negative direction they give weakened or negative fields. Ley lines also occur in right-handed and left-handed spirals formations.

Two good books on this subject are "Dowsing and Archaeology" by Tom Graves, Turnstone Books, Wellingborough, Northamptonshire, U.K. and "Site and Survey Dowsing" by Clive Thompson, same publisher.

The erecting of stones and stone monuments over these areas amplifies these fields. They create a vortex of energy, which are often called sacred spots. One of these is Stonehenge. The patterns of energy which have been dowsed correspond to the placement of stones that are at this site. I feel the following actions take place. The moon acts on the subterranean bodies of water, creating an expansion and contraction of the fluid body. The water then flows with increasing velocity and spins as it moves in the subterranean beds creating a vortex of a pulsating magnetic type field. These fields expand through the earth and act on paramagnetic material.

Feldspar, granite and quartz are paramagnetic. They are responsive to these types of fields; they store the vibrations and re-radiate them into a set of vibrator patterns. To experience these fields, use a dowsing rod to locate the field that is at maximum on a standing stone that you wish to examine. Stand in this field with arms outstretched and approach the rock until you feel the energy field at a maximum. With your eyes closed reach over and touch the stone with both hands. Breathe in, and breathe out. Slowly breathe in and slowly separate your hand from the stone, then breathe out and hold your breath. As you do this you will feel a pulsation in your body like being exposed to a dynamo. As the energy enters your body keep focused on it and begin to draw your breath in and out slowly. When you attune in this way, the physical body will oscillate and with the eyes closed there will be a series of flashing lights taking place at the third eye. Keep focused on that light, keep breathing, and if data is stored in that stone structure there will appear to the observer as a series of rapidly

forming images. Tape record the reactions so that information can be pulled from various locales where this type of data are stored. This was done at the Elephant caves in Bombay India; at the Sacred mountain in Trivandrum and in various hillside shrines in Mysore, India. If you have only a small sample of rock the same can be done by holding the rock in one hand, drawing in breath, becoming one with the rock on the outgoing breath.

THE CRYSTAL SKULL

It is my belief that natural quartz skulls are information transfer devices. It has been my pleasure to work with the Hedges skull which is carved from a single quartz crystal, weighing 475 troy oz. and measuring 8 1/4" across the width of the skull. Working with Mrs. Hedges, the skull was held in my hands and brought in opposition to the solar plexus. Deep breathing exercises were then initiated and Mrs. Hedges in looking at the skull remarked that the skull became luminous with light emanating from the eye sockets. When this took place we both took a deep breath and entered the skull together with intention on the outgoing breath. We immediately felt a coolness and a vibrating, oscillating motion took place in our bodies. By breath control this oscillation stopped, but when we let our breath out and relaxed, this oscillation came back. This was followed by a sound or tone being felt in the skull. A change in pitch was noted until a constant tone was felt. We then drew our breath in and focused our minds on knowing the intention of the functioning of these skulls. We let our breath out and suddenly we saw a temple with a hole in the top. The skull sat on a pedestal directly under this hole. There was a priest with a shaved head, robed in white, wearing a medallion of gold inscribed with the image of the sun and its rays. The priest waited for the light of the sun to strike the skull, illuminating it in much the same way as during our experience. An older person with a shaved head came into the temple. The priest put his left hand on the head of the elderly man and his right hand on the crystal skull. He drew his breath in and pulsed the breath. The information in the mind of the older man was now transferred to the skull. He left, and in his place came a young girl also dressed in white. The priest reversed his hands, placed his left hand on the skull and right hand on the head of the young girl. He drew his breath in and pulsed his breath. That knowledge contained in the skull was now in the mind of this young person. This was repeated many, many, times and suddenly the image faded. From this experience it was felt that these devices were information transfer systems. The transfer of patterns of thought stored in the brain could be utilized by a transfer mechanism of this type from one generation to another. This precluded the necessity of writing everything down and having to re-translate that written document back into the imagery that was required of the written word.

: PSYCHIC RESEARCH INCORPORATED NEWSLETTER VOL.3 NO.1 JAN.-FEB. 1986:
 : [Published six times per year] Editors, Dick Ball, Marcel Vogel. :
 : Tel.408/279-2291 Subscriptions \$25.00 for 12 issues, back issues :
 : \$4.00 each. P.R.I. is a non-profit corporation using scientific :
 :..research and education to aid mankind.....

The use of the crystal in the transfer of healing energy from one individual to another has been documented by the research of Marcel Vogel at the P.R.I. Laboratory. A crystal can be used to shatter or disrupt an unwanted energy pattern held in the etheric body, allowing that energy pattern to return to a natural healthy pattern. This is the basis of Transformational Medicine, a term coined by Marcel Vogel & Dr. Leonard Laskow. When energy patterns are shattered in the etheric body, the effects will filter into the physical body. In this case, it is the transfer of a vibration or charge through the crystal.

At P.R.I. research is being done on the effect of sounds on the physical & etheric body. Various cultures have utilized the therapeutic use of sound to improve physical, mental, & spiritual well being. The use of rattles & drums by a Shaman has long been applied to shatter unwanted energy patterns through sound. A specific rhythmic vibration can be created with the transformational tools of Tibetan chanting, mantras from the Vedic tradition; Latin prayers & chants said at Catholic mass also create specific vibrational patterns which are of a healing nature. The Shofar is used yearly during two major Jewish holidays. It has been a transformational healing tool since Biblical times.

The Shofar, a ram's horn, was the signal & warning horn of the ancient Hebrews. Today the sounding of the Shofar is done on the new moon of the Jewish New Year, Rosh Hashanah & ten days later at the end of the day of atonement, Yom Kippur. The sounding of the Shofar on the New Year stems from the Biblical verse Psalm 81:4 "Blow the horn at the new moon, at the appointed season for our feast day" & Leviticus 23:21 "In the seventh month, in the first day of the month shall be a solemn day of rest unto you, a memorial proclaimed with the blast of horns, a holy convocation". There are three kinds of blasts sounded on the Shofar. The first, teruah, consists of nine short sounds. The second shevarim, consists of three successive sounds each being as long as a teruah sound. The third sound, Tekiah, is one short note followed by a long higher one which should be as long in duration as the teruah & shevarim sounds. These sounds are blasted from the Shofar in an ancient specific sound pattern in combination with the recitation of specific prayers. Rav Saadiah Gaow, a reknowned Talmudic scholar of the tenth century, believed the Lord commanded us to sound the Shofar on Rosh Hashanah for ten reasons. One reason is that "It is the nature of the Shofar's sound to arouse the heart to awe and reverence. Thus when we hear the Shofar, we tremble and humble ourselves before the presence of God." Like the crystal, the sound of the Shofar can pierce or shatter disharmonious vibrations contained in the etheric field. At that point, the etheric body is free to recreate more harmonious energy patterns. Changes in energy patterns held in the etheric body precipitate changes in the physical body. When this sound form is combined with the intention or willingness of those people immediately involved to change for the better, then this can be used as an effective technique of Transformational Medicine.

Four years ago on Rosh Hashanah, I heard the sound of the Shofar. I felt that the future changes I consciously made came from the shattering effect of the blast of the Shofar on my etheric field. That day the idea of opening myself began to stir in me. My old ways of being, from my work, religious affiliation, social interactions, to my thought patterns, seemed to be inappropriate. The sound of the Shofar at that

point in time reawakened that spiritual quest from within me.

[Editors note: We have found that sound from drums, bells, horns and flutes played to a 4 sided healing crystal suspended over water will structure this water.]

READING THE RECORDS STORED IN ANCIENT MONUMENTS

When an ancient monument has been designed and constructed with stone, the pattern of the whole can be seen with the mind of a trained individual by doing the following: 1. Charge a 4 sided healing crystal with your breath. 2. Direct the energy of the crystal to the stone object you wish to investigate. 3. Focus on it, draw your breath in, close your eyes and pulse the breath with the intention of opening the records that are written in the stone. 4. Then take the stone in your hand draw the breath in, close your eyes and pulse the breath into the stoney object. 5. Then breathe two to three times slowly back and forth. As you do this, you open the third eye with intention of seeing the records that are written in the stone. 6. Then hold your breath, look and describe the images that come through to the mind's eye. Have a friend transcribe this and go over the data when when you have completed this information transfer. This opens a whole new form of creative archaeology, not only digging up the stones at archaeological sites, but seeing the completed structure from the witness sample of the individual stones.

[A tape on this process is available from P.R.I., from a lecture given at East/West Bookshop. See the list of tapes in this Newsletter.]

ROCK CRYSTAL

[Note: This is the first article in a new series that will appear in each newsletter. These will be on the various stones that will be used by us in healing.]

The name Crystal is derived from the Greek word "KRISTALLOS" meaning ice or frozen water. Ancient belief, from the works of Pliny, is that rock crystals are formed by the action of extreme cold upon water over long periods of time in mountain caverns.

"The ladies of Rome carried rock crystal spheres in their hands to cool themselves during hot weather.

To the Japanese people, rock crystal symbolized purity and the infinite patience. To them it was the perfect jewel.

To the Western Church - the stone symbolized the desire to keep oneself free from stain and to have a pure faith.

Rock Crystal (quartz) is silicon dioxide (SiO₂) grown into a single crystal.

The atoms of the crystal are arranged in a helical pattern along with vertical crystal axis. This helical pattern may be right-handed or

THE CRYSTAL HEALING INSTRUCTORS Leonard Laskow, M.D. 415/381-5000 in the San Francisco area; John Adams, M.D. 213/698-7919 in the Los Angeles area; Dr. Rozanne Bazinet, PhD. is now in the Niagara Falls, N.Y. Area 716/283-0089; Robert Fritchie, 714/596-0970 is now in Southern California.

left-handed. The right-handed crystal shows a pyramidal face on the top right-hand corner of the prism face below the rhombohedral terminations. The left-handed crystal shows this face on the top left hand corner. The hardness of this material on a Moh's scale of 1 to 10 is 7. Specific gravity is 2.651 and the refractive index = 1.544 - 1.553. Crystals are found in nature as hexagonal prisms having rhombohedral terminations. Crystal is a trigonal quartz system, pyro-electric, developing an electric current when heated. This property is used in the manufacture of high temperature thermometers.

Quartz is also piezoelectric, that is it will generate an electric current when subjected to mechanical pressure. This property is used in pressure gauges, cigarette lighters and gas lighters found in many homes.

When electric current is passed across a quartz crystal it becomes strained or deformed. This property is used in the movement of quartz clocks and watches.

The fire used in the Eleusian Mysteries was produced by laying Rock Crystal on wood chips so that the sun would shine through the crystal. The wood would first smoke and then burst into flame. This, claimed the keepers of the Temple, was the best type of fire and the most appreciated by the Gods.

The Cherokee Indians considered rock crystal to be a most powerful talisman that insured a successful hunt. Small crystal stones are utilized by the Australian aborigines in the preparation of talismans and amulets which they feel have the power to protect them from the demons which dwell in the bush and from the evil eye.

Sir Walter Scott relates that the Highlanders call Rock Crystal the Stone of Power.


In 1669 Nicolaus Steno, a Dane, wrote *De Solido Intra Solidum Naturaliter*. He rejected the rock crystal ice theory. He realized that crystals grew by the addition of new layers, the particles of which came out of solution.

The largest recorded single crystal is about 20 feet long and several feet thick, weighing about 40 tons.

EXPERIMENT #20 MEASURING THE POWER EMANATING FROM A CRYSTAL [NATURAL VS. CUT HEALING CRYSTAL]

Materials required:


1 large clean Mason type jar with lid.
silk thread
large diameter mechanical pencil lead
marking pen or nail polish
cut healing crystal
natural quartz crystal
tape



Dia-magnetic materials are very sensitive to the fields emanating from both the terminations of a natural crystal and the finished ends of a healing crystal. A very nice apparatus can be made to measure these fields by taking large diameter mechanical pencil lead, (or removing the covering of wood from a pencil) and cutting

(scoring and snapping) the piece of lead about two and one half inches long. Sharpen one end of the lead to a fine point and tie a piece of thread at the middle (balance point) of the lead so it hangs horizontally. Punch a hole in the center of the jar lid. Pass the thread through this hole so that the lead is suspended in the center of the jar and tape the thread to the lid. On the jar inscribe a series of vertical lines with a permanent marking pen (or fingernail polish), about one inch apart, all around the jar. Loosely seat the lid threads on the jar and allow the system to come to balance. Carefully rotate the lid until the lead points at one of the lines.

To measure the effect of the crystal on the lead, place the left hand on the side of the jar facing the blunt end of the lead. With the right hand, hold one of the crystals and focus on the sharpened tip of the lead. Hold the crystal steady, slowly breathe in and breathe out. Do this three times and watch what takes place. When the lead moves, notice and record the deflection. Reverse the direction of the crystal. Repeat the procedure and see what takes place. One side will deflect in the left-handed direction; the other side will reverse the direction. Now, try it with the other quartz crystal and again record the degree of deflection. You can now apply various crystal motions to this device, the up and down, the right and left-handed rotation of the crystal, etc. This is a practical, inexpensive tool to measure the crystal's capacity for charge transfer. Try it: 1. before and after meals, 2. morning, afternoon and evening, 3. daily, at the same time, through the five days of a full moon cycle. The physical body is most affected at this time. Please write and let us know the results of this experiment.

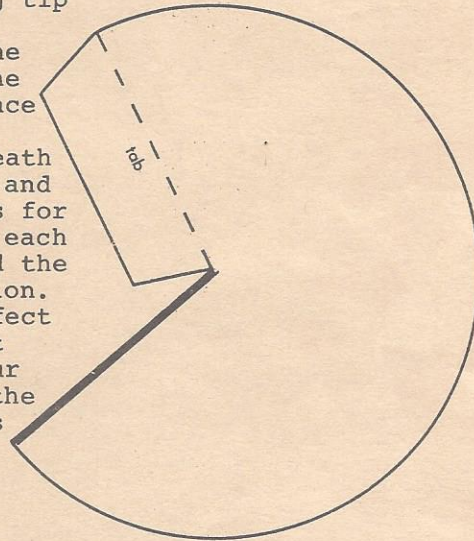



EXPERIMENT #21 MEASUREMENT OF THE AMPLIFYING POWER OF A CRYSTAL ON THE ROTATION OF A PAPER CONE

Materials Required:

- 1 Mason type jar with lid
- white kraft or watercolor paper
- designer colors (these are water based opaque paints)
- silk thread
- cut healing crystal
- permanent marking pen
- glue or rubber cement
- tape

Perforate the center of the lid of a Mason type jar. Make five cones that will fit within the dimension of the jar. Paint them 1. white 2. black 3. red 4. yellow 5. blue. Mark a vertical stripe along the cone. This will act as a position rotation indicator. Tape or glue the silk thread so that it will pass through the apex of the cone. Glue the cone closed. Pass the thread through the hole in the lid. Charge the crystal by holding in your hand, focusing on the crystal and releasing your breath. Attach a slip knot loop to a 4, 6, or 8-sided healing crystal, and adjust the loop until the cone is in the middle of the jar. Place one inch indicator marks around the jar to measure the degree of rotation of the cone. Place the crystal on the lid of the jar and insert the loop in one of three spots: 1. the front tip or firing tip of the crystal 2. the middle of the crystal 3. the rear of the crystal. The #1 and #3 position should be as near the transition angles as is convenient. Place the jar in a position so that you can comfortably stare at it. Draw your breath in and become one with the cone. Hold and pulse your breath and observe. Do this for three minutes at a time and repeat for each of the positions of the crystal to find the place of maximum oscillation and rotation. Then exchange the cones and see the effect of various colors. Repeat the same but this time focus on the crystal draw your breath in, pulse the breath and watch the changes that take place. Please give us feedback on the results you obtain.



LABORATORY RESULTS

Wine experimentation work has started again to summarize and carry on the initial experimentation that we have done over the past few years.

Analytic study of the Omega 4 and 5 machines to find reproducibility of results with these instruments. The variability connected with the measurement is being assessed at this time and we are looking into the cause and mechanism for the values that are obtained with pure metals, tissue salts, homeopathic materials and the Bach flower essences. The work is ongoing and no conclusive results can be reported at this time.

ALCHEMY by Norman Mikesell, M.S.

Alchemy is the medical preparation of animals, minerals and herbs which give rise to alleopathic, naturopathic and homeopathic medicine. The alchemist performs three operations on the mineral or herb to make the sulfur, mercury and salt. First is the separation of the active ingredients with water to form the sulfur extract which is what alleopathic doctors have used as their main method of preparing medical concentrates. The second operation, making the mercury of the herb, is to do an alcoholic extraction. This technique has been used by the naturopaths and herbologists to prepare tinctures and Bach Flower Remedies. The final operation, the making of the salts, is performed by burning the herb to remove all but the minerals and metals. This type of procedure, combined with successive dilution of the mineral salts, has been used by the homeopathic doctor to prepare cell salts and other homeopathic medicines. The alchemist then purifies these three preparations and recombines them to form the alchemical medicine or elixer, instead of using only the extract, tincture or cell salt as a medicine. In this manner Paracelsus and other alchemists prepared healing medicines from herbs, minerals and heavy metals such as gold, silver, mercury, and lead.

Modern alchemists are continuing this line of research. The Paracelsus College, 3555 South 700 East, Salt Lake City, Utah 84106, has an excellent resource library and bookstore with the works of modern alchemists, such as the late Frater Albertus, from whose book Alchemist's Handbook was drawn the above material on alchemical medicines.

Many of the ancient alchemical writings have been compiled and reproduced by The Restoration of Alchemical Manuscripts Society (R.A.M.S.). The purpose of this society is to obtain copies of Alchemical manuscripts from which they select certain items for "restoration". Our library at P.R.I. has acquired this most complete and fascinating collection of alchemical writings dating from the 1600's to the current century. Among the contributors to this vast compilation are Glauber, perhaps the most well-known and surely the most prolific, Paracelsus, Basil Valentine, Francis Bacon, Albertus Magnus, etc. This manuscript contains over eight thousand pages, most of which have been translated into English from the Latin, German, French, etc. This is the most complete collection of alchemical literature that we have ever seen. To obtain copies of these materials or to contribute to this work, contact: R.A.M.S., Hans Nintzel, 733 Melrose Drive, Richardson, TX 75080. These materials will not be available from P.R.I.

NEW LECTURE TAPES AND TRANSCRIPTS AVAILABLE

The cassette tapes of two of Marcel's latest lectures are now available. Marcel addressed the "A.R.E. Conference" [Edgar Cayce Group] in Phoenix, Arizona, on January 25, 1986. Refer to tape AT105 on our order form. His topic at the East/West Bookshop on January 17, 1986 was "Records Written In Stone", Tape AT106. Using a piece of stone taken from the Sphinx, Marcel led the the audience on a journey to the past to a yet undiscovered place beneath the Sphinx.

A written transcript is now available for the audio cassette of "Loves Power to Heal", TS103. The report is \$4.95.

- MAR. 15-16 SAN DIEGO, CA [changed from last N/L] CRYSTAL CONSCIOUSNESS, Contact Klausner's, P.O. Box 33537, San Diego, CA 92103 619/294-9656
- MAY 2-4 JOY LAKE, NV "THERAPEUTIC USE & APPLICATION OF CRYSTALS & CRYSTAL DEVICES" Cont. Alan Morvay, P.O. Box 1328, Reno, NV 89504 702/323-0378
- MAY 5-9 "THE THERAPEUTIC USE OF CRYSTAL DEVICES FOR BALANCING SUBTLE BODIES OF MAN", SUFI HEALING ORDER, Sat.2:-5:00 Workshop, Sun. 8:45-10:15 Lecture, Rt#2, Box 166, Leichester, NC 704/683-4691
- MAY 17-18 BLACK MTN., NC "THE THERAPEUTIC USE OF CRYSTAL DEVICES FOR BALANCING SUBTLE BODIES OF MAN", SUFI HEALING ORDER, Sat.2:-5:00 Workshop, Sun. 8:45-10:15 Lecture, Rt#2, Box 166, Leichester, NC 704/683-4691
- MAY 30-JUNE 1 MONTREAL, QUEBEC, CANADA SPIRITUAL SCIENCE FELLOWSHIP, Contact Prof. Rossner, 1974 de Maisonneuve West, H3H 1K5 514/937-8359
- JUNE 5-8 PHILADELPHIA, PA SPIRITUAL FRONTIERS FELLOWSHIP
- JUNE 21-22 SAN BRUNO, CA FIRST INT'L CRYSTAL CONGRESS, Human Energy Church, 415/873-0139 Cont. Laura Bushnell
- JULY 4-14 WEST GERMANY Contact, Rita Haack, von Miller Str. 4, D-8085 Geltendorf 2, W. Germany Tel.011+49+8195-1655
- JULY 18-20 JOY LAKE, NV "INTRODUCTION TO THE JOY OF LIVING" Fri.-Sun.
- JULY 21-25 "THE JOY OF LIVING" Mon-Thurs. Cont. Alan Morvay, P.O.Box 1328, Reno, NV 89504 702/323-0378
- AUG 29-31 JOY LAKE, NV "INTRODUCTION TO TRANSFORMATIONAL MEDICINE",
- AUG 31-SEPT 5 "TRANSFORMATIONAL MEDICINE", Cont. Alan Morvay P.O. Box 1328, Reno, NV 89504 702/323-0378

QUESTIONS

- Q. What are the differences between the 4, 6, and 8 sided crystals?
- A. Each of these crystals is cut and tuned to the 454 vibration of water. The difference between each of these is the charge capacity that each crystal will hold. For example, if you have a glass that will hold 4 oz. of water that is all that that glass will hold. A glass that will hold 6 oz. holds more water and an 8 oz. glass still more water. Increasing the number of sides increases the capacity of this instrument to hold a charge. This capacity is measured by us on the Omega 4 or 5 getting values from charging each of these crystals in exactly the same manner. The eight-sided crystal holds a much larger charge than the four or six-sided crystals. The reasons for these three different crystals are the following: 1. The four-sided "healing crystal" is for general treatment of the body, for pains, aches, and general conditions the body suffers. 2. The six-sided crystal is for difficulties involving the emotions. 3. The eight-sided crystal for difficulties involving deep shock, severe trauma, difficult birth experiences, etc.
- Q. If you have all three crystals, you ask the question, "Which crystal am I to use on this individual?" Select the correct crystal and use it.
- A. By keeping careful records, you can develop your own best use of your crystals.
- Q. How is a crystal ball used?
- [We have excerpted the answer to this question directly from Marcel Vogel's newest available video, the Hawaii Seminar Vol. II.]
- A. The crystal ball is a lens, a lens for the third eye. It is a

precise means for creating images in space, to see with the mind's eye. The principle is called SCRYING. You don't see an image in the ball, but it is an aerial image. The crystal ball is a true spherical lens. It should be as clear as possible, but a few veils do not hurt. You put it in your hands and you cup it in the pyramidal shape and then you link it so you're comfortable between your third eye, (pointing to his third eye, in the space above and between the brows) your eyes here, (pointing to his physical eyes) and this (the crystal ball). You find the wavelength, the distance that is comfortable for you to hold. Take a deep breath (he then released his breath forcefully) and go into the ball. Now, before you start, you rub the ball and you charge it, the same way that I charge a healing crystal. You hold it in your hands, you take a deep breath and you go in and you allow your body to start oscillating. You feel the pulsation of the vibration going on in the crystal, just the same as you're seeing here. Then you breathe in again, become one with the crystal ball and ask the question, whatever it is you want to know. But now, you ask what is the purpose of my actions in the next three or five years; what am I to do? Symbolically there will be a series of patterns that will evolve. You will see these patterns, not IN the ball, but in space...a true aerial image. It has an exact wavelength in the sense that the larger the ball, the further out the image appears. It is like a hologram. It is exactly like the aerial hologram that you see wherein you shine light, white light or even a laser and you see that object floating in space. They look exactly like that. If you try to look at them directly with your eyes, they disappear. But if you look at the back focal plane of the crystal ball and you de-focus your eyes, suddenly the image appears in front of you. What it is, is retina imagery. You're not seeing by the fovea centralis, the central part of your eye, but you're seeing by the retina, so you have to expand your iris. So you want not too much light; you want semi-darkness. You want no direct light which will contract the iris.

(Later in tape) The first stage of scrying, or seeing, is a clouding of the ball. It will look like there is a smokescreen or cloud formation. It will cloud up and then as you go into the cloud, you mentally separate it and the images appear. It is an exceedingly powerful device for contacting your teachers...It is very useful in emitting into space your thought-forms from higher self.

FIRST GRADUATES OF JOY LAKE RECEIVE THEIR CERTIFICATES

October 18th of this year, seventeen individuals received certificates for attending two or three weeks of the Joy Lake Masters Program in Crystal Healing. The Joy Lake Masters Program was designed by Marcel Vogel to fulfill the need of individuals who have a serious interest in enriching their therapeutic and scientific knowledge of quartz crystals. This training is aimed at helping those participants gain a deeper appreciation of crystals and the science of applying this knowledge to their daily lives. This three week training course included guided crystal healings, nature walks, meditation, ceremony, and numerous other topics. Dr. Milton Trager (developer of Trager Massage), Herman Aihara (noted Macrobiotic lecturer and author), Ralph Blum (author of the Book of Runes), Dr. Judith Cornell (lecturer and artist), Dr. Peter Guy

anners (expert in sound healing), Dr. Leonard Laskow, Dr. Rozanne Bazinet, Carol and Warren Klausner all made guest appearances during this three week intensive training course. Those who successfully completed three weeks of the Joy Lake Masters Program are eligible to take a written examination and submit at least one documented crystal healing to receive a second certificate authorizing those receiving it to lecture as well as teach the therapeutic use of crystals.

This is the first time Marcel Vogel has set up a certificated teachers training program to disseminate The Marcel Vogel Technique of Crystal Healing. Those completing three weeks (21 days or 135 hours) of the Joy Lake Masters Program are: Rev. Richard L. Hill, Eunice M. Jantzen, Thomas Jones, Cynthia J. Laughery, Clark Manning, Edward D. McClelland and Alan Morvay. Those completing 90 hours are: Sherry Abbott, Allachaquora, Melinda C. Dennis, Bill Hurley, Anne Komar, Helene Mellas, Evelyn Sharp, Frederick A. VonBrincken, and Wynde Winston. Those interested in participating in the Joy Lake Masters Program in Crystal Healing with Marcel Vogel should contact Alan Morvay at P.O. Box 1328, Reno, NV 89504. [702/323-0378]

BOOKS

GEM THERAPY, Benoytosh Bhattacharyya, Firma KLM Private Ltd., 257B Bepin Behari Ganguly St., Calcutta, India.
 LOVING EACH OTHER, Leo Buscaglia, Slack Inc., 6900 Grove Rd., Thorofare, New Jersey 08086.

ROCK CRYSTAL, THE MAGIC STONE, Korra Deaver, Ph.D., Samuel Weiser, Inc., Box 612, York Beach, Maine 03910.

GEM ELIXIRS AND VIBRATIONAL HEALING, VOL. 1, Gurudas, Cassandra Press, P.O. Box 2044, Boulder, CO 80306.

CRYSTALS AND CRYSTAL GROWING, Alan Holden & Phyllis Morrison, M.I.T. Press, M.I.T., Cambridge, MA 02142.

A BIO-DYNAMIC BOOK OF MOONS, Dennis Klocek, Bio-Dynamic Literature, P.O. Box 253, Wyoming, RI 02898.

EARTH AND MAN, Karl Konig, Bio-Dynamic Literature, P.O. Box 253, Wyoming, RI 02898.

PLANETARY INFLUENCES UPON PLANTS, Ernst Michael Kranich, Bio-Dynamic Literature, P.O. Box 253, Wyoming, RI 02898.

GEMS & PRECIOUS STONES OF NORTH AMERICA, George Frederick Kunz, Dover Publications, Inc., 180 Varick St., N.Y., N.Y 10014.

QUARTZ CRYSTALS, A CELESTIAL POINT OF VIEW, Lavandar, Lavandar Lines Publishers, P.O. Box 620, Cripple Creek, CO 80813.

QUARTZ CRYSTAL, A GIFT FROM THE EARTH, Crystal Council Inc., P.O. Box 776 CM, Mt. Ida, AR 71957.

CRYSTAL ENLIGHTENMENT, Katrina Raphaell, Aurora Press, 205 Third Ave., N.Y., NY 10003.

CULTURE AND HORTICULTURE, A PHILOSOPHY OF GARDENING, Wolf D. Storl, Bio-Dynamic Literature, Wyoming, RI 02898.

CRYSTAL AND LIGHT, AN INTRODUCTION TO OPTICAL CRYSTALLOGRAPHY, Elizabeth Wood, Dover Publications, Inc., 180 Varick St., N.Y., NY 10014.

A SUGGESTED READING LIST IS BEING PREPARED FOR SALE NEXT MONTH. Marcel has selected these books from our library and the top books in each category will be indicated. The price will be \$2.00

As of March first there will be three new videos available from Psychic Research. The first of these will actually be part I of the currently available video series, "THE THERAPEUTIC USE OF HEALING CRYSTALS". This [#1 VT101] is an introductory tape. It covers Marcel's progress in the development of crystal technology, basic information on quartz crystals, breath and prana, techniques of self healing, dowsing, and a step-by-step description of how to prepare and use a healing crystal. "THE THERAPEUTIC USE OF HEALING CRYSTALS #2" [VT102] has been available from P.R.I. for several months. [Note: if you have already purchased a video tape from us please be sure that you order tape #1 of this series to avoid duplication.] It contains eight healing demonstrations by Marcel at the Joy Lake training. This tape is for the more advanced student of the crystal healing technique. "THE HAWAII SEMINAR #1" [VT201] discusses breath control, thought-forms, the leaf experiment, dreams, the chakras, trauma stored in tissue and bone, the thought-photography camera, the soul, water, ley lines, Kundalini energy, Russian psychic technology, and observations on the effects of a healing via iridology. "THE HAWAII SEMINAR #2" [VT202] discusses basics on crystals, Herkimer diamonds, polarity of the crystal, use of the healing and meditation crystal, how to use the crystal ball (see excerpt on page 14), the crystal skull, missing persons, balancing the body with a crystal, and more. We are accepting orders for these three videos with estimated delivery in March. Video #2 is available immediately.

VOLUNTEERS: The Lab has need of services in the following areas: Research, graphics, editing, typing, clerical, word processing, and grant writing. If you have the time and wish to help, please contact us at 408/279-2291.

REPORTS: We are finally receiving articles and reports from you the readers. This information helps all of us to better understand and appreciate the work to be accomplished at P.R.I. Thank you!



PSYCHIC RESEARCH INC.
1725 LITTLE ORCHARD ST. C
SAN JOSE, CA 95125
408/279-2291

Non-Profit Organization
U.S. Postage
Paid
San Jose, CA
Permit No. 5445

Return Requested

DATED MATERIAL — ATTENTION MAIL ROOM:
This is a paid subscription—please expedite.